

EMPORIA STATE
UNIVERSITY

Assessing Physical Spaces to Maximize Student Learning Success

Cynthia Kane

Professor / Instruction and Assessment Librarian

Megan Mahoney

Assistant Professor / Instruction and Cataloging
Support Librarian



Background

Research Project Objectives

Campus Demographics

Changes in the Physical Library Space

Library Space Study – Objectives

Objectives:

- To learn more about the present utilization of the William Allen White Library building by patrons (faculty, staff, students) in terms of its physical space
- To discover how patrons' library space preferences for individual and group study, recreation, cultural programs/events, and other aspects of academic life are informed by the current library building space
- To provide qualitative and quantitative evidence from patrons for more informed decisions about future library building projects

Why?

- The library building has been the focus of several remodeling projects – particularly between the years of 2013 and 2017. We had a sense that patrons like and use many of the spaces, but we wanted to document their perceptions much more specifically.

Library Space Study: Phases 1, 2, and 3

PHASE 1 (Spring 2018)

- Survey of all ESU faculty, staff, and students about their familiarity and use of the WAW Library building, and other preferred places for their study and research
- Focus group to follow up on initial survey findings

PHASE 2 (Fall 2018)

- Focus exclusively was upon ESU undergraduate and graduate students
- Survey about students' familiarity and use of the WAW Library building, and other preferred places for their study and research
- Unobtrusive observations (AKA "seatings sweeps") for two two-week periods (October 14-27 and December 2-14)

PHASE 3 (Spring 2019)

1. "Flip charts" – questions on whiteboards on floors and Learning Commons
2. Focus group and individual interviews of students

Emporia State University – Headcount Enrollment, On- and Off-Campus

FY 2009 compared to FY 2018

Populations	Summer 2008	Summer 2017	Fall 2008	Fall 2017	Spring 2009	Spring 2018
UG on campus	847 (28%)	400 (15%)	4046 (63%)	3428 (60%)	3725 (61%)	3156 (59%)
G on campus	545 (18%)	183 (7%)	769 (12%)	511 (9%)	729 (12%)	437 (8%)
UG off campus	294 (10%)	521 (20%)	221 (3%)	177 (3%)	229 (4%)	139 (3%)
G off campus	1302 (44%)	1517 (58%)	1397 (22%)	1616 (28%)	1462 (24%)	1639 (31%)
TOTALS	2988	2621	6433	5732	6145	5371

SOURCE: *Emporia State University Fall 2018 Data Book.*

<https://www.emporia.edu/oira/documents/institutionalresearch/ESUDatabookFall2018XA.pdf>

Emporia State University – Student Residential Population

Fall 2018: 5796 headcount enrollment (Undergraduate and Graduate)

- 3809 students were classified as “on-campus” (66%)
- 2842 students were classified as living at “home/apartment/commuters”
- 787 students lived in residence halls
- 178 students lived in fraternities/sororities
 - 74 students -- fraternities
 - 104 students – sororities

SOURCE: *Emporia State University Fall 2018 Data Book.*

<https://www.emporia.edu/oira/documents/institutionalresearch/ESUDatabookFall2018XA.pdf>

What Do These Numbers Tell Us?

Initially:

- The majority of our undergraduate students continue to be on-campus;
- The majority of our graduate students are increasingly off-campus
 - SLIM and HPER graduate programs are online
 - Other graduate students may come to campus only once or twice a week for classes and may not live in or near Emporia

What, then, are the implications for the use of a physical library space for study, research, etc.?

William Allen White Library - Building



Remodelings of WAW Library

William Allen White Library building

1st portion - completed construction in 1951

- Four floors and six "decks" - the decks were closed to patrons and accessible only to library staff

2nd portion (addition) -- completed in 1971

- Addition: Library lobby
- Expansion of 1st-4th floors
- Relocation of entrance from south side of building to east side (leading into the library lobby)
- Circulation Desk moved to library lobby
- Decks "opened" to public
- Entrances to decks added to 1st, 2nd, and 4th floors

Remodelings of WAW Library

1996:

- Library Electronic Classroom – LEC - added to 2nd floor (relocated on same floor in 2010, with former LEC becoming the Writing Center)

Early 2000s:

- South side of library building remodeled and Library Seminar Room created for additional instruction needs
- 1st floor, Periodicals, renovated for more study and research space (6 study rooms; booths and tables; compact shelving for bound periodicals and microform materials)

2013:

- Based upon student feedback: Library lobby renovated into Learning Commons (open 24/7, 365 days a week)
- 2nd floor adapted to house Circulation Desk and Reference Desk in one central location

Remodelings of WAW Library

2015-2017:

- ACES (Academic Center for Excellence and Success) is created and housed on the library's 2nd floor
- 4th floor of the library is completely redone to house the ESU Honors College, an Honors College Seminar Room, and individual/group study spaces
- 2nd floor of the library receives a "facelift" of new paint, carpet tiles, additional outlets, and refacings of pillars to match the 4th floor

4th Floor – Before and After



2nd Floor – Before and After



Methodology

Ethnography: the examination and exploration of a culture and/or cultural setting with the purpose of learning about the lives of that specific cultural group (Ramsden, 2016)

Ethnographic Research in Libraries

- Purposes (Ramsden, 2016):



- Landmark examples
 - University of Rochester Undergraduate Research Project (Foster & Gibbons, 2007)
 - ERIAL project (Duke & Asher, 2012)

Examples of Ethnographic Methods Focused on Library Space

- Interviews
- Observation
- Cognitive mapping
- Activity mapping
- "Ideal Space" design sessions or drawings
- Photo responses to prompts
- Photo/research diaries

Methods Employed in this Study

- Mixed methods



- Why??? Data triangulation

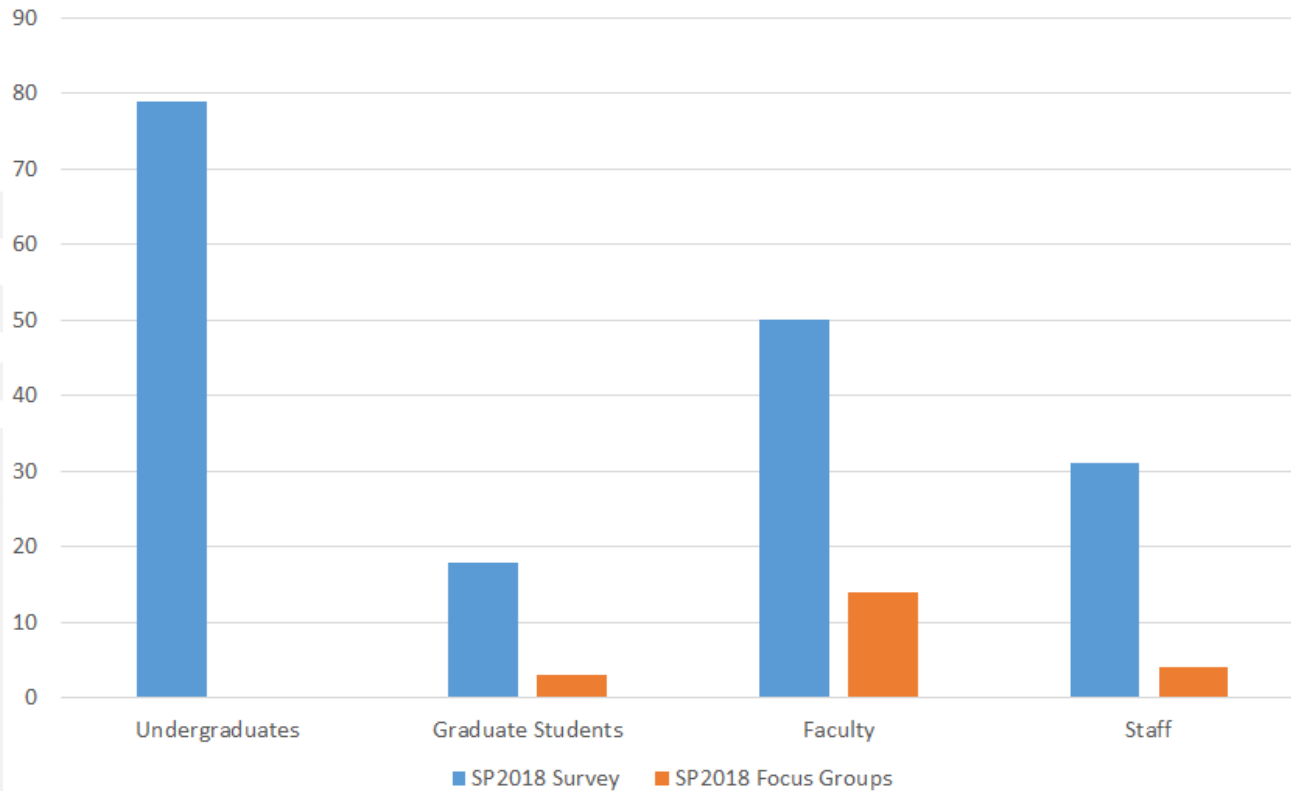


Results

Disclaimer: Analysis is ongoing!

Phase 1: Spring 2018

- Campus-wide survey (P = 187)



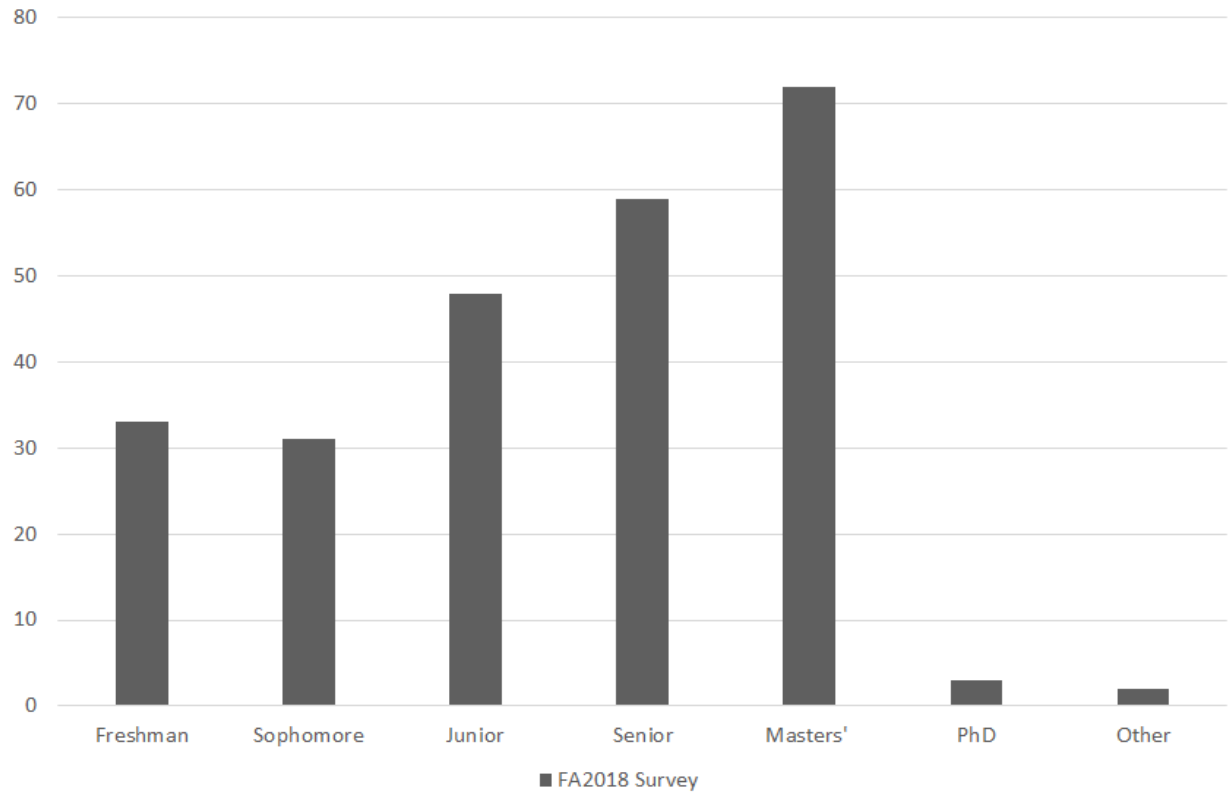
Phase 1, Focus groups

- Mixed focus groups (P = 21)
- Content analysis using some pre-set themes and some emerging themes
- Dominant themes (selected):
 - Students
 - Resources
 - Behaviors
 - Awareness of relationship to space
 - Welcome/Comfort
 - Communication





Phase 2: Fall 2018

- Student survey (P=248)

40% of students who did not use a library space study/do research elsewhere



Phase 2, seating sweeps template

Observation Template

Date/Time: _____ Location: _____

Sketch of the layout and where people are sitting

<p>USERS</p> <p>Audience Students # _____ Faculty/Staff # _____ Other (_____) # _____</p> <p>Group Size Individual # _____ Two # _____ (3-6) # _____ (6-12) # _____ (12+) # _____</p> <p>Notes: _____</p>	<p>FURNITURE</p> <p>Seating In use % _____ vs. unused % _____ Group % _____ vs. individual % _____ Hard % _____ vs. soft % _____</p> <p>Flexibility Fixed % _____ vs. movable % _____</p> <p>Display Projector # _____ Monitor # _____ Blackboard # _____ Movable Whiteboard # _____ Smartboard # _____ Fixed Whiteboard # _____</p> <p>Notes: _____</p>
--	---

ACTIVITIES

Socializing # _____ Meeting # _____ Phone call # _____
 Sleeping # _____ Reading # _____ Writing # _____
 Computing # _____ Drinking # _____ Eating # _____
 Gaming # _____ Other: _____

Note

SPACE

Nature	Destination _____	Stop-by _____	Pass-Thru _____
Type	Lounge _____ Assembly _____	Café _____ Other: _____	Corridor _____
Atmosphere	Formal _____	Informal _____	Versatile _____
Quality	New/Renovated _____	Old/Dilapidated _____	
Accessibility	Public _____	Dept./Group _____	Restricted _____
Food Available	Self-Service _____ Counter Service _____	Coffee/Bar/Snacks _____ Vending Machines _____	

Notes:

TECHNOLOGY

Availability Desktops # _____ Projecting _____ Gaming _____
 Printing _____ Copying _____ Scanning _____
 Wi-Fi (Y / N) Other: _____

Usage Desktops # _____ Laptops # _____
 Power Outlet # _____ Cell Phones # _____
 Tablet # _____ Other: _____

Notes:

ENVIRONMENTAL QUALITY

Natural Light	Windows _____	Skylight _____	None _____
Acoustics*	Noisy _____	Good _____	Too Quiet _____

* for intended purposes

Notes:

OTHER FACTORS

Adjacencies*	Central to Campus _____	At the Periphery _____
	Spill Over Space _____	Other: _____

* adjacencies that contribute to the activations of space

Nuances Confusion _____ Barriers _____ Congested _____

www.learningspacetoolkit.com

learningspacetoolkit.org

Phase 3: Spring 2019

- Flip charts
- 1 student focus group (P=7)
- Student interviews (P=14)

The WAW Library wants to know:
Why did you choose this space rather than another library space to work/meet/study/etc?

- Quiet
• Nice/comfy furniture
• more of a "home" feel

I can't read.

I like the pods
they are quiet & cozy.
It's easier to focus.
My roommate isn't here
to be rude to me :c

I don't have a lot of privacy or
quietness in my dorm room.
There isn't as many distractions
up here.

I love the large desks and the privacy on this floor :)
It's quiet & is like a traditional library
It's quiet and desks make it more private
IT'S ALWAYS WARM UP HERE I LOVE IT *
It's bright & has a fun, comfortable
atmosphere.
*Secondded! Very nice + warm!



Trends in the Data

- Most survey participants visit the library less than once per week.
- When survey participants visit, they use the Learning Commons and 2nd Floor.
- Students like to study alone but not *be* alone. Also found in Hedge, Boucher & Lavelle (2018) and Oliveira (2016).
- Students want more!!!
- Faculty/students envision ideal library space with comfortable furniture, but they don't use our soft seating.
- Concerns in Fall SP2019 focus groups do not seem to echo concerns in SP2018 focus groups.

Implications & Future Directions

- 1) User centered design
- 2) **ESU Strategic Plan, 2015-2025** (proposed revisions)

Goal 4: “Create and support sustainable innovation and growth”

Objective 1: “Implement the Campus Master Plan”

Objective 5: “Employ shared data governance and comprehensive data information systems to inform decision-making”

Selected References

- Duke, L.M. & Asher, A.D. (2012). *College libraries and student culture: What we now know*. Chicago: American Library Association.
- Foster, Nancy Fried & Susan Gibson (Eds.). (2007). *Studying students: The Undergraduate Research Project at the University of Rochester*. Chicago: Association of College & Research Libraries.
- Hedge, Asha L, Tricia M. Boucher, & Allison D. Lavelle. (2018). How do you work? Understanding user needs for responsive study space design. *College & Research Libraries*, 79(7), 895-915
- NC State University, brightspot & AECOM. Data gathering tools. *Learning Space Toolkit: A resource for designing and sustaining technology-rich informal learning spaces*. <https://learningspacetoolkit.org/needs-assessment/data-gathering-tools-2/index.html>
- Oliveira, Silas M. (2016). Space preference at James White Library: What students really want. *Journal of Academic Librarianship*, 42, 355-367. Doi: 10.1016/j.acalib.2016.05.009
- Ramsden, B. (2016). Ethnographic methods in academic libraries: A review. *New Review of Academic Librarianship*, 22(4), 355-369. DOI: 10.1080/13614533.2016.1231696

EMPORIA STATE
UNIVERSITY